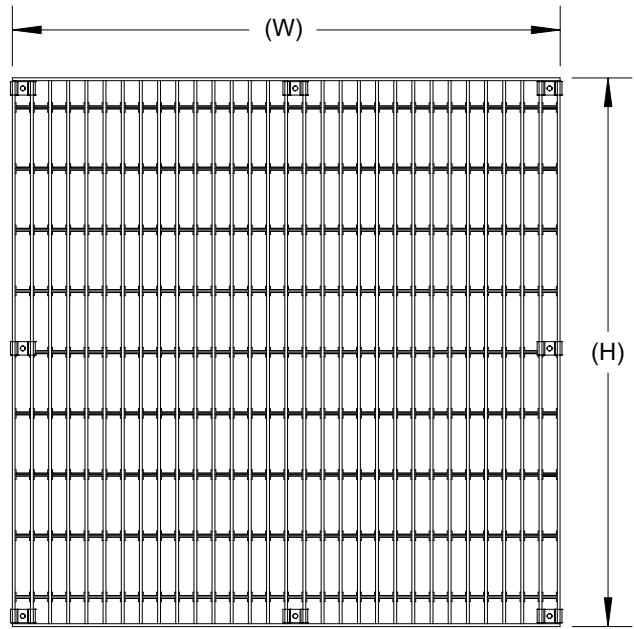
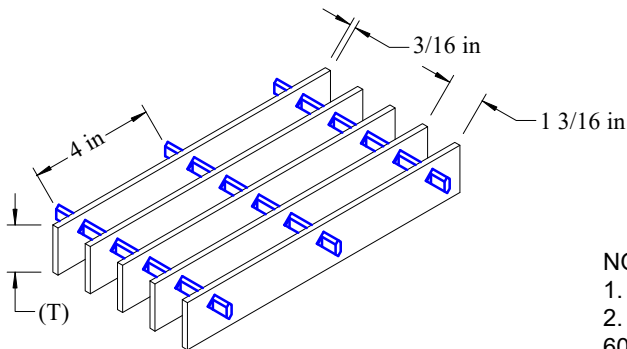


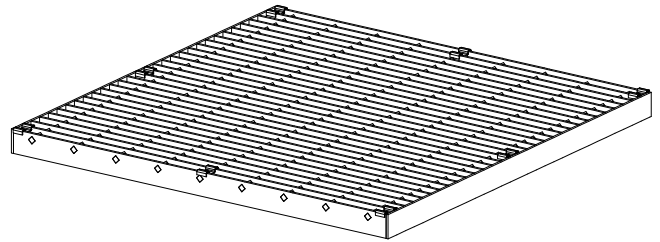
SIDE VIEW



PLAN VIEW



GRATING DETAIL



GRATE ISOMETRIC VIEW

NOTES:

1. GRATING ONLY IS 6063 ALUMINUM ALLOY.
2. ALL OTHER MATERIALS ADDITIONAL TO GRATING SHALL BE 6061-T6 ALUMINUM ALLOY.
3. OPEN ENDS OF GRATING TO BE TRIM-BANDED WITH 1/4 in. x 2 in. ALUMINUM FLAT STOCK FOR 2 in. THICK GRATING OR 1/4 in. x 1 1/2 in. FLAT STOCK FOR 1 1/2 in. THICK GRATING.
4. GRATING TO BE SECURED WITH 1/4 in. STAINLESS STEEL WEDGE ANCHORS OR SELF-TAPPING (TEK TYPE) SCREWS AND STAINLESS STEEL SADDLE CLIPS AT 24 in. MAX. CENTERLINE SPACING.
5. OPTIONAL HINGES ARE ALUMINUM WELD-ON TYPE, 4 in. LONG WITH 3/8 in. STAINLESS PIN.
6. OPTIONAL LOCK HASP IS ALUMINUM HASP WITH STAINLESS STEEL TYPE 304 LOCK PLATE FASTENED TO STRUCTURE WITH STAINLESS WEDGE ANCHORS PROVIDED.
7. GRATING IS NOT RATED FOR WHEEL-LOADING.

This CAD file and drawing is the property of Effluent Design & Fabrication, LLC. It is intended for the named recipient. Unauthorized reproduction, disclosure, or distribution is strictly prohibited.

GRATE INFORMATION	
GRATE O.D. (W)	
GRATE O.D. (H)	
THICKNESS (T) (1.5" OR 2")	
STRUCTURE I.D (W)	
STRUCTURE I.D. (H)	
STRUCT. WALL THICKNESS	
FASTENERS (QTY)	
HINGES REQUIRED?	
LOCK HASP REQUIRED?	

NOTES:



PO Box 2273
Flemington, NJ 08822

Phone: 908.458.9220
FAX: 908.458.9930

PROJECT:
ALUMINUM GRATE AG SERIES

FILE #:

DATE:

SCALE:

DRAWN BY: